

# May 2026 Department Report



**WILLIAM BROWN**  
CHIEF OF FIRE/RESCUE  
SERVICES

**CURTIS HALL**  
DEPUTY CHIEF OF  
FIRE/RESCUE SERVICES

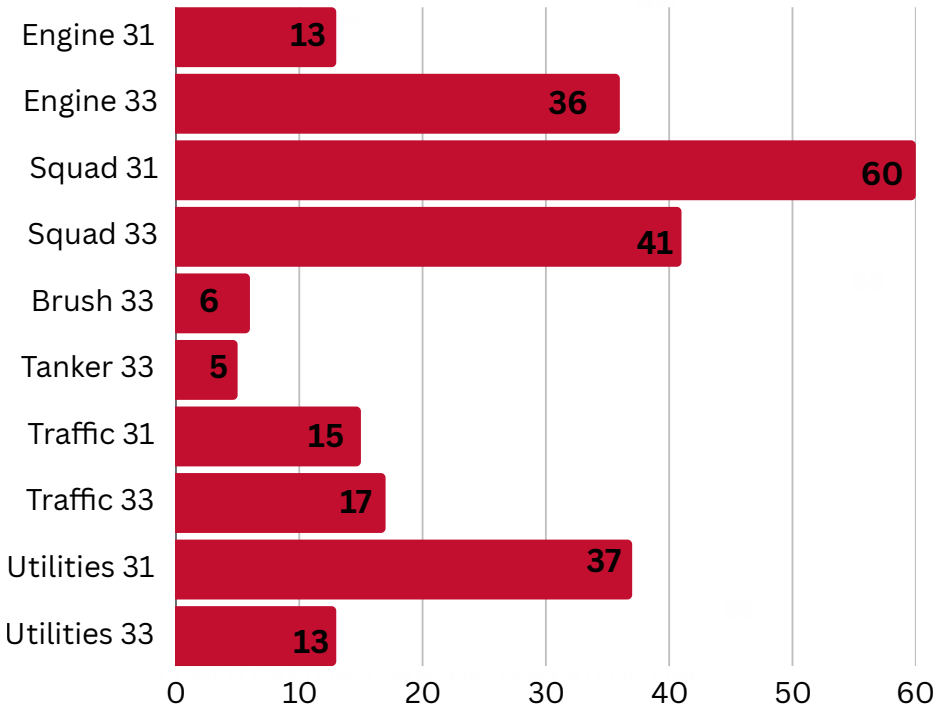
**ALEC BOHN**  
ASSISTANT CHIEF OF  
FIRE/RESCUE SERVICES

**RAPHAEL LARocca**  
EMS CHIEF

# MAY 2026 RESPONSE STATISTICS



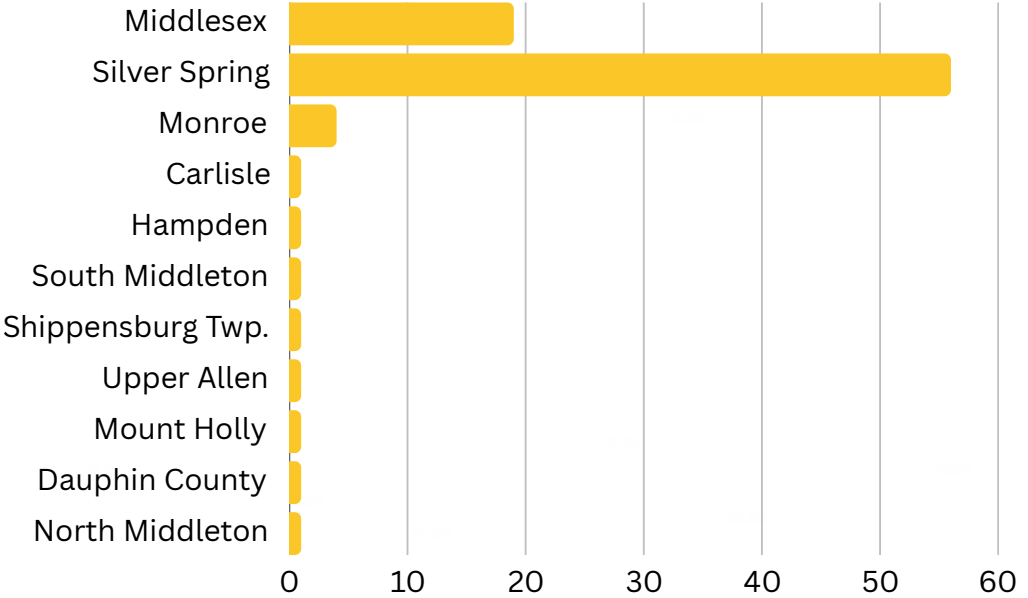
## Monthly Apparatus Responses



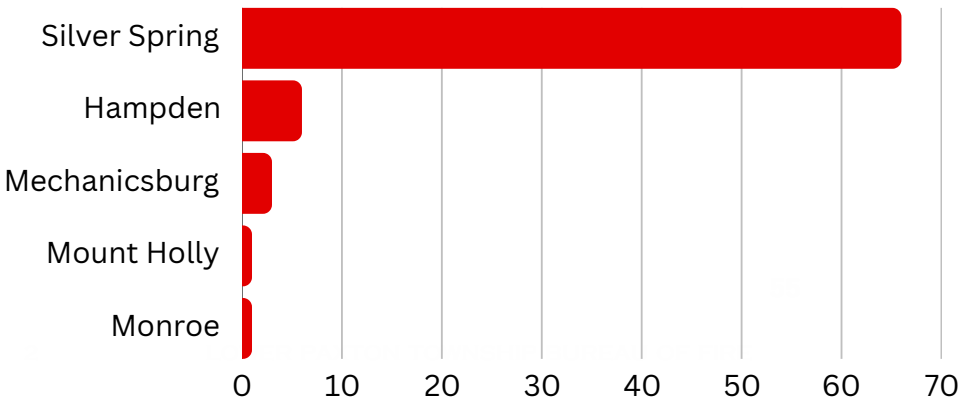
# Calls By Municipality



## New Kingstown Fire Company



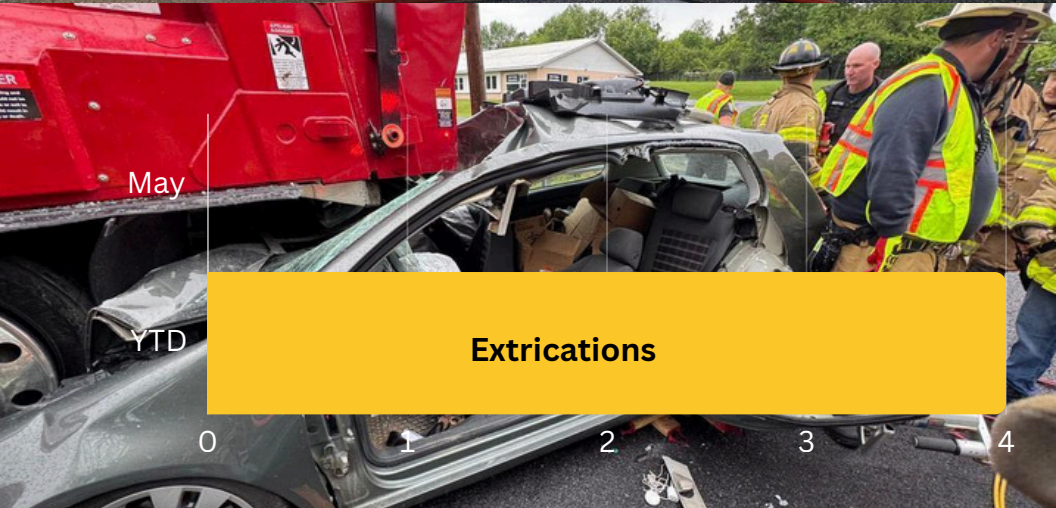
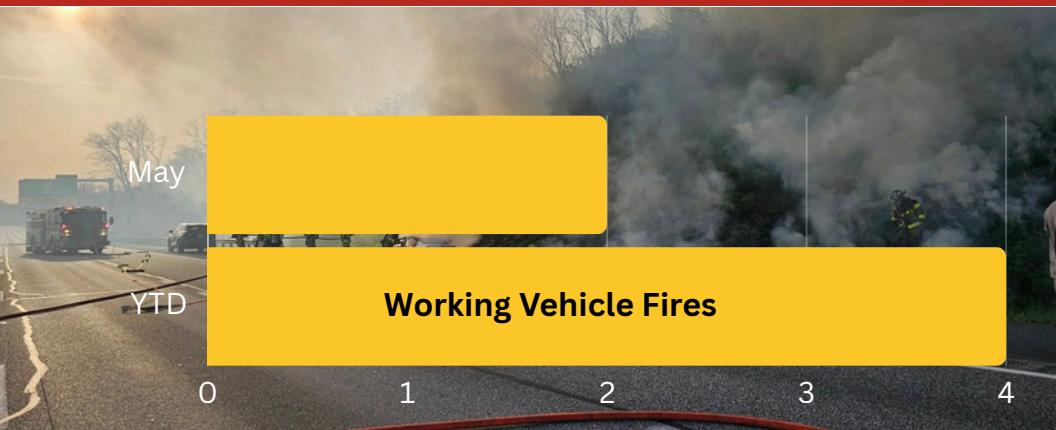
## Silver Spring Community Fire Company



# 2026 WORKING INCIDENTS CO. 31



# 2026 WORKING INCIDENTS CO. 33



## May Top Responders



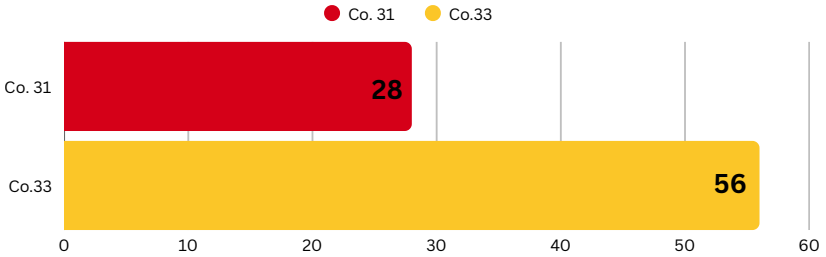
New Kingstown Fire Co. - Jacob Desrosiers- 63 Calls



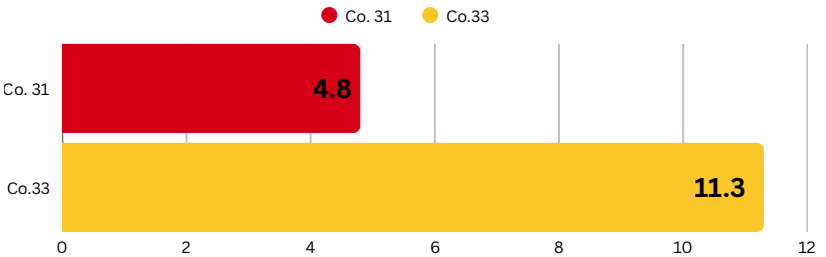
Silver Spring Fire Co. - Jason Smith & Tina Smith- 35 Calls



### Total Responders for May



### Average Personnel Per Call



## STAFFING



### New Kingstown Fire Company

#### Largest Turnout for a Single Incident

January - 17   February - 23   March - 33   April - 14   May - 44

Lowest Staffing Hour - 06:00 - 06:59 - 6 Personnel

07:00-15:00 Daily Staffing Average: 13 Personnel

Overall Daily Staffing Availability Average - 11.2

Total of 56 Responders for the month, 52  
Volunteers and 4 Career Personnel

26 Responders with less the 10% of monthly calls

### Silver Spring Community Fire Company



#### Largest Turnout for a Single Incident

January - 15   February - 14   March - 13   April - 13   May - 13

Lowest Staffing Hour - 21:00-21:59: 1.75 Personnel

07:00-15:00 Daily Staffing Average: 4.9 Personnel

Overall Daily Staffing Availability Average - 4.2

Total of 28 Responders for the month, 17 Volunteers  
and 11 Career Personnel

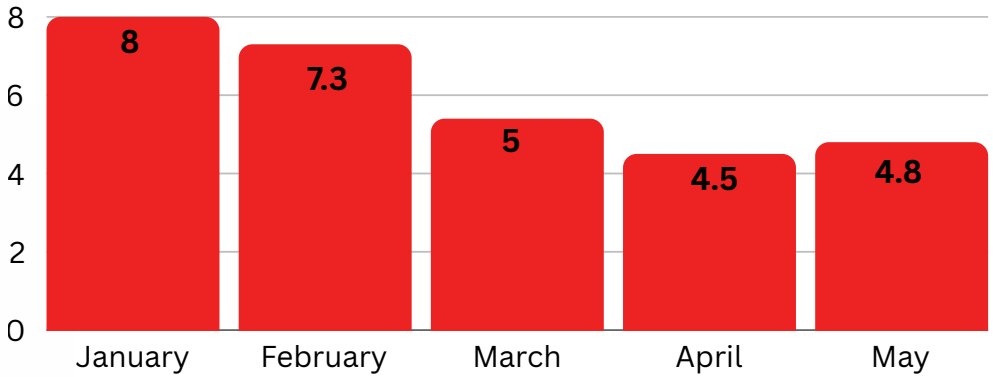
12 Responders with less the 10% of monthly calls

# 2026 STAFFING TREND

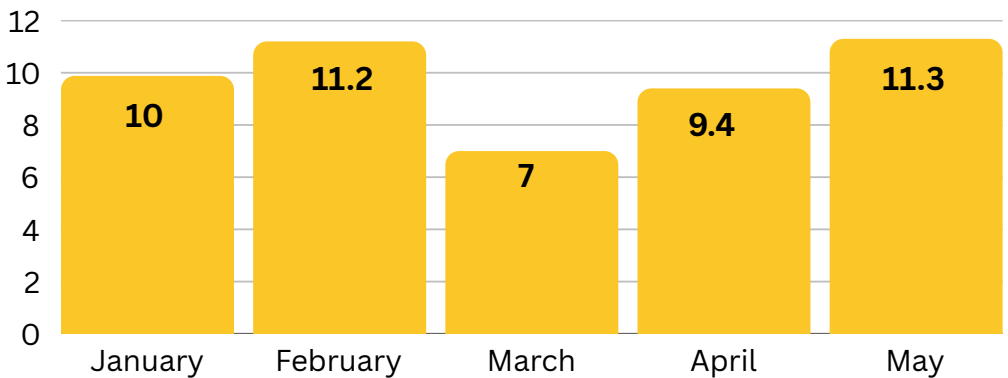


## Average Personnel Per Call

### Silver Spring Community Fire Company

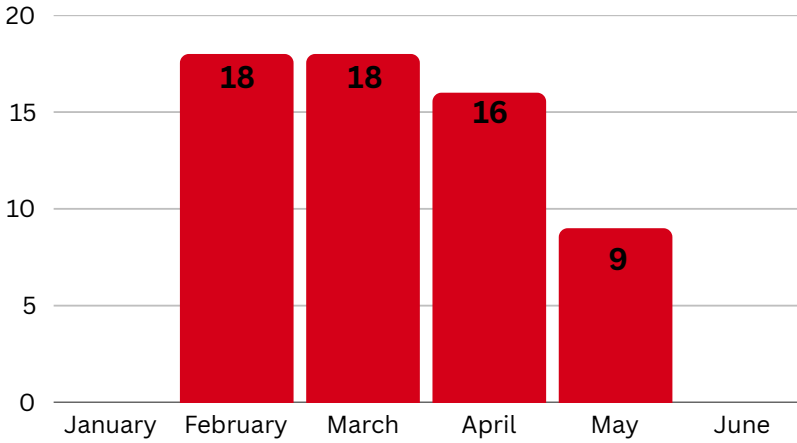


### New Kingstown Fire Company



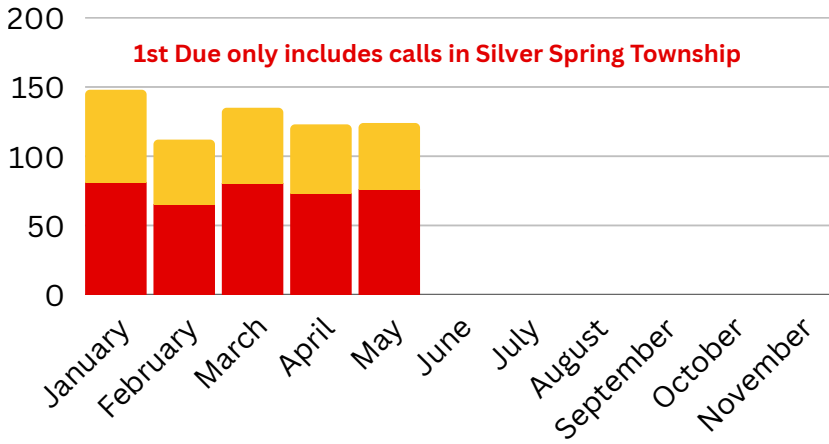
# 2026 Overlapping Incidents

Overlapping Calls consist of calls dispatched while companies are committed on another incident



## Total Call Volume 2026 to Date

● 1st Due ● Mutual Aid



January - 148

February - 112

March - 135

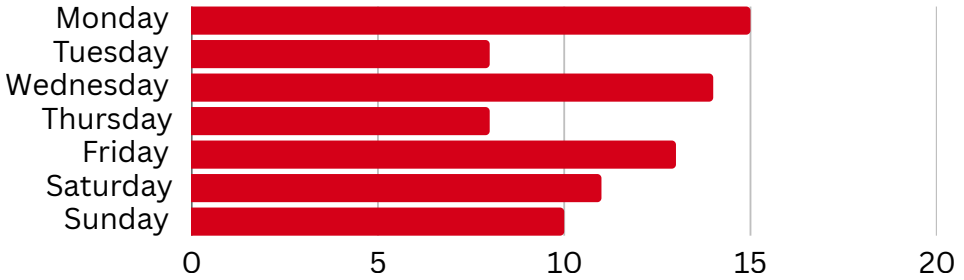
April - 123

May - 124

**Total YTD - 642**

# Incident Data

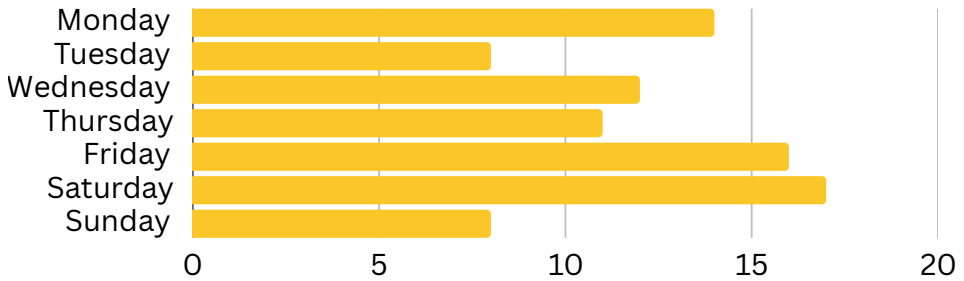
## Silver Spring Community Fire Co.



**Busiest Hour - 13:00 - 13:59 = 8 Calls**

**Slowest Hour - 01:00 - 01:59 & 05:00 - 07:00 = 0 Calls**

## New Kingstown Fire Co.



**Busiest Hour - 13:00 - 13:59 & 15:00 - 15:59 = 10 Calls**

**Slowest Hour - 02:00 - 02:59 & 05:00 - 07:00= 0 Calls**



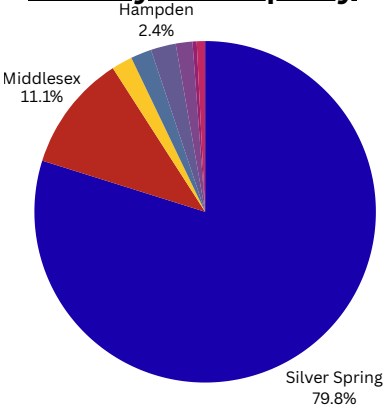
# SILVER SPRING AMBULANCE MAY RESPONSES



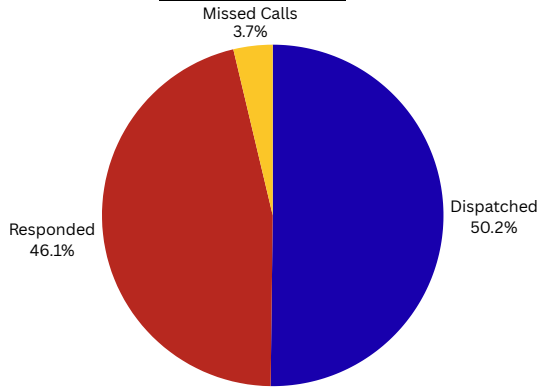
**Total Calls for May**  
**257**



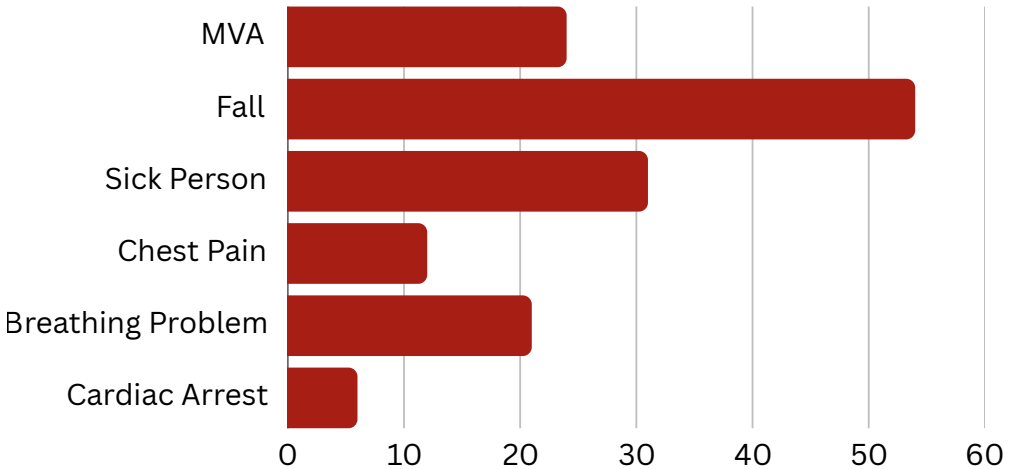
## Calls By Municipality



## Call Volume



## Top Calls By Type

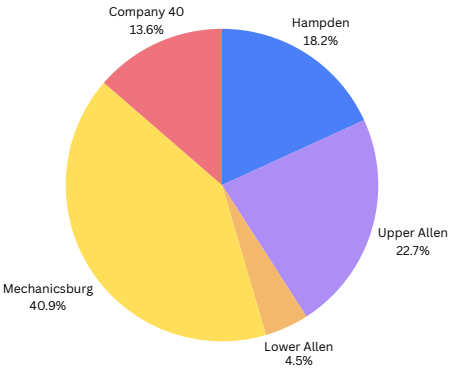


# SILVER SPRING AMBULANCE MAY RESPONSES

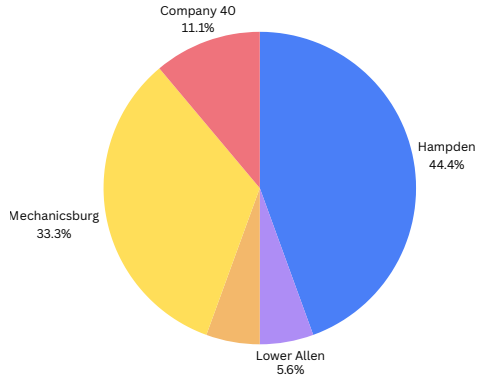


## Mutual Aid

### Mutual Aid Provided



### Mutual Aid Received



**79% of calls handled were in Silver Spring Township**

**72 Hours of coverage provided by volunteer staff**

**2 PR Events and 4 Standby Events handled for month**



*Busiest Day of Week*  
*Sunday*

*Calls By Shift*

*0600 - 1800 - 83*

*0900 - 1700 - 49*

*10:00 - 18:00 - 22*

*17:00 - 22:00 - 26*

*18:00 - 22:00 - 32*

*22:00 - 06:00 - 32*

*Hours of Missed Calls "May"*

*06:00 - 10:00 - 1*

*10:00 - 22:00 - 14*

*22:00 - 06:00 - 4*